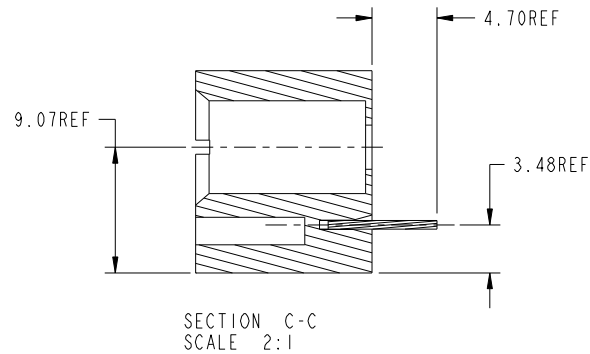
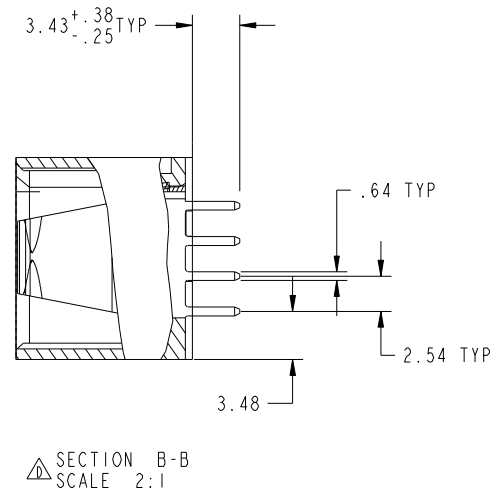
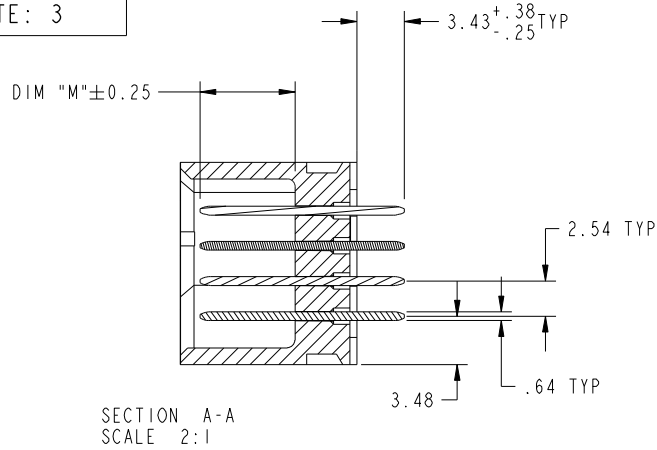


Tous droits strictement reserves. Reproduction ou communication a des tiers interdite sous quelque forme que ce soit sans autorisation écrite du propriétaire. Propriete de c FCI. Droits de reproduction FCI.



All rights strictly reserved. Reproduction or issue to third parties in any form whatever is not permitted without written authority from the proprietor. Property of FCI. Copyright FCI.

PRODUCT NUMBER
51952-033--
NOTE: 3



mat'l code		SEE NOTE		tolerances unless otherwise specified		CUSTOMER		www.fciconnect.com	
ltr	ecn no.	dr	date	linear	0.X ± 0.5	COPY		title	
D					0.XX ± 0.25	projection		7P + 32S + 7P VERTICAL SOLDER HEADER	
				angles	0.XXX ± 0.10			product family PwrBlade code	
				dr	T. BRUNGARD 12/05/03	MIM		213	
				enr	M. GRAY 12/05/03			size dwg no	
				chr	M. GRAY 12/05/03	1:1		A 51952-033 sheet	
				appd	M. GRAY 12/05/03			2	
sheet index	revision sheet								

Pro/E

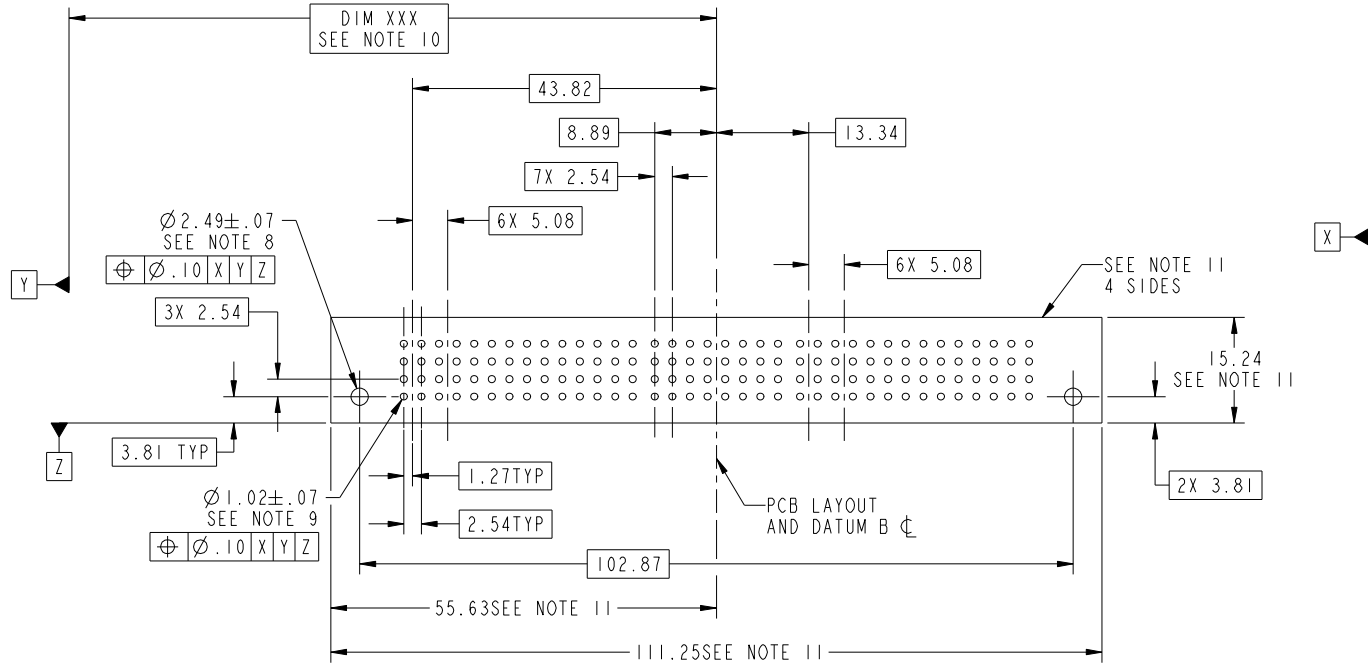
cage code 22526

Tous droits strictement reserves. Reproduction ou communication a des tiers interdite sous quelque forme que ce soit sans autorisation écrite du propriétaire. Propriete de c FCI. Droits de reproduction FCI.



All rights strictly reserved. Reproduction or issue to third parties in any form whatever is not permitted without written authority from the proprietor. Property of FCI. Copyright FCI.

PRODUCT NUMBER
51952-033--
NOTE: 3



mat'l code		SEE NOTE		tolerances unless otherwise specified		CUSTOMER		www.fciconnect.com	
ltr	ecn no.	dr	date	linear	0.X ± 0.5	COPY		title	
D					0.XX ± 0.25	projection		7P + 32S + 7P VERTICAL SOLDER HEADER	
				angles	0.XXX ± 0.10			product family PwrBlade code	
				dr	T. BRUNGARD 12/05/03	MIM		size	
				enr	M. GRAY 12/05/03			dwg no 213	
				chr	M. GRAY 12/05/03	scale		sheet 3	
				appd	M. GRAY 12/05/03	1:1		51952-033	
sheet index	revision sheet								

cage code 22526

Pro/E

Tous droits strictement réservés. Reproduction ou communication a des tiers interdite sous quelque forme que ce soit sans autorisation écrite du propriétaire. Propriété de c FCI. Droits de reproduction FCI.



All rights strictly reserved. Reproduction or issue to third parties in any form whatever is not permitted without written authority from the proprietor. Property of FCI. Copyright FCI.

PRODUCT NUMBER
51952-033_-
NOTE: 3

NOTES:

1. DIMENSIONS AND TOLERANCES ARE IN ACCORDANCE WITH ASME Y14.5M, 1994 UNLESS OTHERWISE SPECIFIED.

CONNECTOR NOTES:

- 2 HOUSING MATERIAL: UL 94 V-0 GLASS FILLED HIGH-TEMP THERMOPLASTIC
POWER CONTACT MATERIAL: COPPER ALLOY
SIGNAL PIN MATERIAL: COPPER ALLOY
- 3. PLATING:
SEE ITEM 1 & 2 IN PRINT I0064183 FOR PLATING SPEC OF 51952-033;51952-033LF PRESPECTIVELY
- 4 MANUFACTURER'S NAME, P/N, AND DATE CODE TO APPEAR ON THIS SURFACE.
- 5. PRODUCT SPECIFICATION GS-12-149.
APPLICATION SPECIFICATION BUS-20-067.
- 6. PACKAGED IN TRAYS.

PCB NOTES:

- 7. ALL HOLE DIAMETERS ARE FINISHED HOLE SIZE.
- 8. MOUNTING HOLES, WHERE APPLICABLE, ARE UNPLATED.

- 9 $\varnothing 1.151 \pm 0.025$ DRILLED HOLES PLATED WITH)
0.008 MIN SnPb OR Sn OVER 0.03
TO 0.08 Cu PLATING TO ACHIEVE
 $\varnothing 1.02 \pm .07$ HOLE.

- 10 "DIM XXX" TO BE DETERMINED BY THE CUSTOMER.

- 11 CONNECTOR KEEP-OUT ZONE.

- 12. A Δ SYMBOL WILL BE NEXT TO ANY DIMENSION, VIEW, OR NOTE WHICH HAS BEEN MODIFIED WITH THE CURRENT DRAWING REVISION.

mat'l code		SEE NOTE		tolerances unless otherwise specified		CUSTOMER		www.fciconnect.com				
ltr	ecn no.	dr	date	linear	0.X ± 0.5		COPY			title 7P + 32S + 7P VERTICAL SOLDER HEADER		
D					0.XX ± 0.25		projection					
					0.XXX ± 0.10							
				angles	0° + 2°				product family	PwrBlade	code	213
				dr	T. BRUNGARD	12/05/03			size	dwg no	sheet	4
				engr	M. GRAY	12/05/03			A	51952-033		
				chr	M. GRAY	12/05/03						
				appd	M. GRAY	12/05/03						
sheet index	revision sheet						scale		1:1			

cage code 22526

Pro/E